


Cite this: *RSC Adv.*, 2018, 8, 20228

# A first-principles study on Si<sub>24</sub> as an anode material for rechargeable batteries†

**HPSTAR**  
566-2018

Yu He,<sup>ab</sup> Xia Lu<sup>c</sup> and Duck Young Kim<sup>\*ad</sup>

Due to its intriguing geometry, possessing an open-channel structure, Si<sub>24</sub> demonstrates potential for storing and/or transporting Li/Na ions in rechargeable batteries. In this work, first-principles calculations were employed to investigate the phase stability and Li/Na storage and transport properties of the Si<sub>24</sub> anode to evaluate its electrochemical performance for batteries. The intercalation of Li and Na into the Si<sub>24</sub> structure could deliver a capacity of 159 mA h g<sup>-1</sup> (Li<sub>4</sub>Si<sub>24</sub> and Na<sub>4</sub>Si<sub>24</sub>), and the average intercalation potentials were 0.17 V (vs. Li) and 0.34 V (vs. Na). Moreover, the volume change of Si<sub>24</sub> upon intercalation proved very small (0.09% for Li, 2.81% for Na), indicating its “zero-strain” properties with stable cycling performance. Li<sup>+</sup> and Na<sup>+</sup> can diffuse along the channels inside the Si<sub>24</sub> structure with barrier energies of 0.14 and 0.80 eV respectively, and the ionic conductivity of Li<sub>2.66</sub>Si<sub>24</sub> was calculated to be as high as 1.03 × 10<sup>-1</sup> S cm<sup>-1</sup> at 300 K. Our calculations indicate that the fast Li-ionic conductivity properties make the Si<sub>24</sub> structure a novel anode material for both lithium and sodium ion batteries.

Received 2nd March 2018

Accepted 28th May 2018

DOI: 10.1039/c8ra01829d

rsc.li/rsc-advances

## Introduction

Rechargeable lithium ion batteries (LIBs) and sodium ion batteries (SIBs) have been proven to be efficient energy storage devices.<sup>1–5</sup> However, with the wide use of electric vehicles and energy storage systems for renewable energy, the energy density, cycling stability, safety and cost issues of current rechargeable batteries cannot meet the increasingly high requirements. Accordingly, abundant, low-cost, nontoxic, stable and low-strain novel electrode materials must be developed for better batteries.

As a great number of new materials have been synthesized at high pressure,<sup>6,7</sup> novel materials for rechargeable batteries could also be found using high-pressure technology. Moreover, high-pressure induced phase transformations of several electrode materials, *e.g.*, Li<sub>x</sub>MPO<sub>4</sub> (M = Fe and Co),<sup>8,9</sup> LiMn<sub>2</sub>O<sub>4</sub>,<sup>10–12</sup> Li<sub>15</sub>Si<sub>4</sub>,<sup>13</sup> V<sub>2</sub>O<sub>5</sub>,<sup>14</sup> and superoxide LiO<sub>2</sub>,<sup>15</sup> have been reported. Some of these high-pressure polymorphs have revealed a higher Li<sup>+</sup> ion diffusion coefficient than their normal-pressure phase and demonstrated potential as electrode materials for batteries.<sup>16</sup> In addition to these high-pressure polymorphs of current electrode materials, many novel alkali compounds with

an open-channel structure have been derived at high pressure.<sup>12,17–19</sup> It has been proven that these channels likely provide a diffusion path for the alkali ions and lead to high ionic conductivities.<sup>12,18</sup> Although these materials have potential application for batteries, related investigations are rare. Therefore, it is necessary to exploit their potential as electrode materials for LIBs and SIBs.

Recently, a novel Na–Si compound structure (Na<sub>4</sub>Si<sub>24</sub>), which has the same structure as Eu<sub>4</sub>Ga<sub>8</sub>Ge<sub>16</sub> with open channels along the [100] direction, was found at a pressure above 8 GPa.<sup>19,20</sup> In this structure, the inside channels are constructed from sp<sup>3</sup>-bonded Si atoms and filled with Na atoms. These Na atoms in the channels can be entirely removed by a thermal “degassing” process to form a new orthorhombic Si allotrope, namely Si<sub>24</sub>.<sup>20</sup> Si<sub>24</sub> with open channels for ionic storage and diffusion displays potential as an electrode material for LIBs or SIBs. Consequently, a thorough investigation of this material is warranted and its electrochemical performance as an electrode material should be evaluated. During the revision of this manuscript, Arrieta *et al.* published their theoretical research on Na<sub>x</sub>Si<sub>24</sub> (1 ≤ *x* ≤ 4) for SIBs and believe it is a possible anode material. However, they did not consider its potential use for LIBs and Li<sup>+</sup>/Na<sup>+</sup> conductivity properties.<sup>21</sup> In this work we performed a systematic investigation of Si<sub>24</sub> properties for use as an anode material for LIBs and SIBs with first-principles theoretical insight.

## Computational details

First-principles calculations were executed using the Vienna Ab Initio Simulation Package (VASP) based on the density functional theory (DFT).<sup>22,23</sup> The projected augmented wave (PAW)

<sup>a</sup>Center for High Pressure Science and Technology Advanced Research, Shanghai 201203, China. E-mail: duckyoung.kim@hpstar.ac.cn

<sup>b</sup>Key Laboratory of High-Temperature and High-Pressure Study of the Earth's Interior, Institute of Geochemistry, Chinese Academy of Sciences, Guiyang, Guizhou 550081, China

<sup>c</sup>Beijing Advanced Innovation Center for Soft Matter Science and Engineering, Beijing University of Chemical Engineering, Beijing 100029, China

<sup>d</sup>Division of Advanced Nuclear Engineering, POSTECH, South Korea

† Electronic supplementary information (ESI) available. See DOI: 10.1039/c8ra01829d

potentials<sup>24</sup> were used to deal with the electronic exchange–correlation interaction along with the PBE-GGA functional.<sup>25</sup> A plane wave representation for the wave function with a cutoff energy of 600 eV was applied. Geometry optimizations were performed using a conjugate gradient minimization until all the forces acting on the ions were less than 0.01 eV Å<sup>−1</sup> per atom. A *k*-point mesh with a spacing of *ca.* 0.03 Å<sup>−1</sup> was adopted. The Li<sup>+</sup> and Na<sup>+</sup> migration barrier energy was calculated by the CINEB method.<sup>26</sup> A larger supercell of 3 × 1 × 1 containing 84 atoms for Li<sub>4</sub>Si<sub>24</sub> and Na<sub>4</sub>Si<sub>24</sub> was used for our simulation. For the large supercell adopted in the CINEB calculations, only the  $\Gamma$  point was adopted for *k*-point sampling to reduce the computational cost. The convergence check indicated that a denser *k*-mesh did not affect our conclusion.

In molecular dynamic calculations, 3 × 1 × 1 supercells of Li<sub>2.66</sub>Si<sub>24</sub> and Na<sub>2.66</sub>Si<sub>24</sub> were employed. The energy cutoff was reduced to 400 eV and Brillouin zone sampling was performed at the  $\Gamma$  point. An equilibration step was first carried out in the canonical ensemble (constant *N*, *V*, *T*) using a Nosé thermostat.<sup>27</sup> In general, the model system was thermally equilibrated for 2 ps first, followed by a MD run at different temperatures (400 to 1800 K) for 20 ps. The time average mean square displacements (MSD)<sup>28</sup> of the different atoms were generated using the atomic configuration information from every finite MD time step, defined as:

$$\langle [\vec{r}(t)]^2 \rangle = \frac{1}{N} \sum_{i=1}^N \left\langle \left[ \vec{r}_i(t + t_0) - \vec{r}_i(t_0) \right]^2 \right\rangle, \quad (1)$$

where,  $\vec{r}_i(t)$  is the displacement of the *i*th Li or Na ion at time *t*, and *N* is the total number of Li or Na ions in the system. In practice, *D* is obtained by a linear fit to the time dependence of the average MSD. The obtained *D* at various temperatures can be fitted with the Arrhenius equation:

$$D = A \exp\left(-\frac{\Delta H}{kT}\right), \quad (2)$$

where  $\Delta H$  is the activation enthalpy, *A* is a pre-exponential factor, *k* is the Boltzmann constant, and *T* is the temperature. The electrical conductivity is calculated on the basis of the diffusion coefficients and the Nernst–Einstein equation:

$$\sigma = \frac{fDcq^2}{kT}, \quad (3)$$

where  $\sigma$  is the electrical conductivity, *f* is a numerical factor approximately equal to unity, *D* is the diffusion coefficient, *c* is the concentration of Li<sup>+</sup> or Na<sup>+</sup>, *q* is the electrical charge, *k* is the Boltzmann constant, and *T* is the temperature.

## Results and discussion

### Phase stability and intercalation potential

A unit cell of Si<sub>24</sub> with four channels along the [100] direction is shown in Fig. 1a. It was reported that sodium atoms can be accommodated in the middle of the channels to form Na<sub>4</sub>Si<sub>24</sub> (Fig. 1c), which was synthesized at high-pressure and is stable at ambient pressure and temperature.<sup>19,20</sup> In our simulations, lithium atoms were placed in the same positions as sodium to

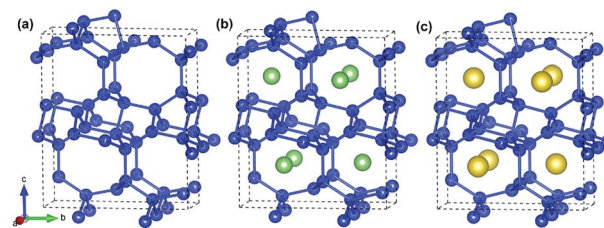


Fig. 1 Crystal structures of (a) Si<sub>24</sub>, (b) Li<sub>4</sub>Si<sub>24</sub> and (c) Na<sub>4</sub>Si<sub>24</sub>. Blue, green and yellow spheres represent the Si, Li and Na atoms, respectively.

construct the initial Li<sub>4</sub>Si<sub>24</sub> structure (Fig. 1b) and then derive the final lithiation phase by structural relaxation. In this way, a total of 4 Li/Na atoms can be encapsulated in a Si<sub>24</sub> unit cell, while delivering a theoretical capacity of 159 mA h g<sup>−1</sup>. In this work, the Li<sub>4</sub>Si<sub>24</sub> and Na<sub>4</sub>Si<sub>24</sub> phases are considered the fully lithiated and sodiated states of Si<sub>24</sub> hereafter, respectively.

To evaluate the performance of Si<sub>24</sub> as an electrode material for LIBs and SIBs, the phase stability of Si<sub>24</sub> after Li/Na intercalation was investigated first. The stability of Si<sub>24</sub> with different Li or Na contents is determined by the formation energy of the M<sub>*x*</sub>Si<sub>24</sub> (*M* = Li and Na; 1 ≤ *x* ≤ 4) alloy, defined as:

$$E_{\text{form}} = E(\text{M}_x\text{Si}_{24}) - E(\text{Si}_{24}) - xE(\text{M}). \quad (4)$$

The calculated formation energies of all the M<sub>*x*</sub>Si<sub>24</sub> (*M* = Li and Na; 1 ≤ *x* ≤ 4) phase are negative and decrease with increasing Li/Na content, which means the Li and Na intercalation process is energetically favorable as shown in Fig. 2a. On the basis of the formation energies, the Li<sub>4</sub>Si<sub>24</sub> and Na<sub>4</sub>Si<sub>24</sub> phase can form during the charging process. For Na<sub>4</sub>Si<sub>24</sub>, it is synthesized at high pressure and is stable at ambient temperature and pressure. For Li<sub>4</sub>Si<sub>24</sub>, it might be synthesized by either chemical lithiation from Si<sub>24</sub> or an ion exchange method from Na<sub>4</sub>Si<sub>24</sub>. These stabilized Li or Na rich materials could demonstrate promising applications for compensating Li/Na loss during the formation of a solid electrolyte interphase (SEI) or pair with cathode materials without a Li/Na component such as V<sub>2</sub>O<sub>5</sub> and some organic cathode materials, which are much cheaper than Li/Na rich cathode materials.<sup>29–32</sup>

The average Li/Na intercalation potential is a critical parameter for electrode materials, which is related to the difference in the Gibbs free energy between the charged and discharged states, and can be determined by the following equation:

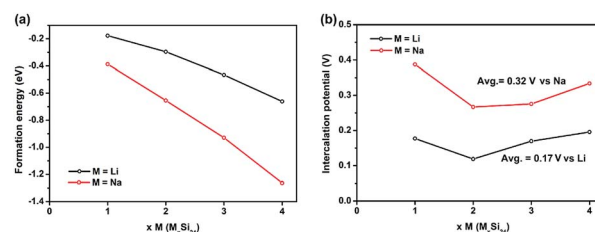


Fig. 2 (a) Formation energies and (b) intercalation potentials of Li<sub>*x*</sub>Si<sub>24</sub> and Na<sub>*x*</sub>Si<sub>24</sub> (1 ≤ *x* ≤ 4) upon Li/Na insertion into the Si<sub>24</sub> structure.

$$V(x) = -\frac{G(M_xSi_{24}) - G(M_{x_0}Si_{24}) - (x - x_0)G(M)}{x - x_0}, \quad (5)$$

where  $G$  is the Gibbs free energy, and  $x$  is the number of Li/Na atoms. The calculated Li and Na intercalation potentials of  $Si_{24}$  are exhibited in Fig. 2b, which clearly shows that the potential variations are very limited below 0.4 V upon Li/Na intercalation. The average intercalation potentials of  $Li_xSi_{24}$  and  $Na_xSi_{24}$  ( $1 \leq x \leq 4$ ) are 0.17 V (vs. Li) and 0.34 V (vs. Na), respectively. Such low and flat potentials can substantially benefit the energy density when it is used as a battery anode.

### Volume change

It is known that significant volume expansion happens during the lithiation process of conventional silicon-based anode materials, leading to a poor cycling performance (Table S1†).<sup>33,34</sup> However, our calculation results demonstrate that the volume changes of  $Si_{24}$  during Li/Na intercalation is very small. As shown in Fig. 3, the volume expansion of  $Si_{24}$  after Li intercalation is only 0.09%, which is negligible compared with the volume expansion of commercialized graphite (~10%) and cubic silicon (~300%) anode materials. The volume change after Na intercalation is larger because of the larger ionic radius of Na. However, the 2.81% volume change is still quite small compared with  $Li_4Ti_5O_{12}$  (12.5%) and other metal or metalloid anode materials (>200%) for SIBs.<sup>35–38</sup> Due to the very small volume changes of  $Si_{24}$  during Li/Na intercalation, the good cycling stability of  $Si_{24}$  could be expected when used as anode material for both LIBs and SIBs.

Next the cell parameters were examined after Li/Na intercalation. As shown in Table 1, the cell parameter  $a$  is elongated while  $b$  and  $c$  are compressed during Li/Na intercalation. The increase of  $a$  is 4.16% for Li and 9.35% for Na, while the decrease of  $b$  and  $c$  is 0.74% and 1.73% for Li and 2.42% and 4.40% for Na. These parameter changes show limited influence on the ionic preferential diffusion along the  $b$ -axis and/or  $c$ -axis in the  $Si_{24}$  structure.

### Electronic structure

The electronic conductivity is very important in electrode materials. To evaluate the electron conductivity change after Li/Na intercalation in  $Si_{24}$ , the band structures of  $Si_{24}$ ,  $Li_xSi_{24}$  and

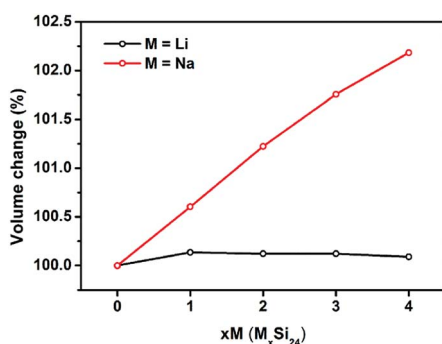


Fig. 3 Normalized volume changes of  $Si_{24}$  upon Li/Na intercalation.

Table 1 The cell parameters and volume of  $Si_{24}$ ,  $Li_4Si_{24}$  and  $Na_4Si_{24}$

Compound	$a$ (Å)	$b$ (Å)	$c$ (Å)	Volume (Å <sup>3</sup> )
$Si_{24}$	3.85	10.75	12.74	527.28
$Li_4Si_{24}$	4.01	10.67	12.52	528.11
$Na_4Si_{24}$	4.21	10.49	12.18	537.90

$Na_xSi_{24}$  ( $1 \leq x \leq 4$ ) were calculated and compared in Fig. S1 and S2,† and the band gaps (direct and indirect) are shown in Table 2. From our calculations,  $Si_{24}$  with an indirect band gap of 0.44 eV exhibits a semiconductor-like property. When Li/Na atoms intercalate, the band gaps decrease significantly to 0.18 eV for  $Li_4Si_{24}$  and 0 eV for  $Na_4Si_{24}$ , which suggests that the electronic conductivity can be greatly enhanced after Li/Na intercalation. The improvement of electronic conductivity by Li/Na doping will certainly benefit the electron transport property of the electrode and improve its rate performance during the charge and discharge process.

### Li/Na ion transport

In addition to electronic conductivity, the Li/Na ion transport properties of electrode materials are also essential to the battery performances such as power density, over potential, and rate performance. Therefore, thoroughly understanding the Li/Na ion transport properties of an electrode material is necessary. Using the CINEB method, we calculated the barrier energies of  $Li^+$  and  $Na^+$  migration in  $Si_{24}$ . There are two possible ion diffusion paths in  $Si_{24}$  as shown in Fig. 4a. Path 1 is along the channel direction ( $a$ -axis), and path 2 is between the channels along the  $b$ -axis. The calculated barrier energies of  $Li^+$  and  $Na^+$  along path 1 are 0.14 and 0.80 eV, respectively (Fig. 4b). Along path 2, the barrier energies are 0.87 eV for  $Li^+$  and 2.98 eV for  $Na^+$  (Fig. 4c). It is obvious that path 1 ( $a$ -axis) is the most favorable migration path with dramatically lower energy barriers for both  $Li^+$  and  $Na^+$  ionic migration. Accordingly, from an activation energy perspective, the diffusion of  $Li^+$  in  $Si_{24}$  framework can mainly proceed along the  $a$ -axis with a plausible fast ionic diffusion kinetic for such a low energy barrier. While for the Na ion, the migration barrier energy of 0.80 eV is a little bit higher than normal electrode material. This can be a drawback of  $Si_{24}$  as an anode for SIBs.

The diffusion properties and ionic conductivity of  $Li^+/Na^+$  in  $Si_{24}$  were subsequently investigated by a first-principles molecular dynamic (FPMD) method at high temperature. For  $Li_4Si_{24}$

Table 2 The indirect and direct electronic band gaps of  $Si_{24}$ ,  $Li_xSi_{24}$  and  $Na_xSi_{24}$

$M_xSi_{24}$	Li (eV)		Na (eV)	
	Indirect	Direct	Indirect	Direct
0	0.44	0.54	0.44	0.54
1	0.29	0.46	0.14	0.28
2	0.29	0.29	0.15	0.28
3	0.23	0.34	0.16	0.32
4	0.18	0.23	0	0

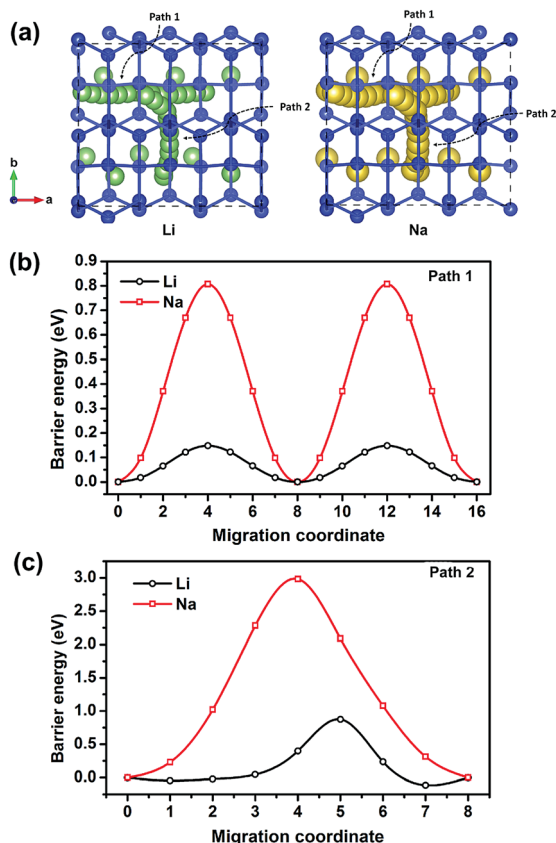


Fig. 4 (a) Possible migration paths for  $\text{Li}^+$  and  $\text{Na}^+$  in  $\text{Si}_{24}$  and the calculated barrier energy of  $\text{Li}^+$  and  $\text{Na}^+$  along (b) path 1 and (c) path 2. Normalized volume changes of  $\text{Si}_{24}$  upon  $\text{Li}/\text{Na}$  intercalation.

and  $\text{Na}_4\text{Si}_{24}$ , no measurable net MSD results for  $\text{Li}^+/\text{Na}^+$  diffusion were seen up to the utmost temperature before melting (Fig. S3†). This result signals that the ideal crystal  $\text{M}_4\text{Si}_{24}$  ( $\text{M} = \text{Li}$  and  $\text{Na}$ ) does not provide enough space for  $\text{Li}^+/\text{Na}^+$  diffusion because all the possible positions in the channels are occupied by  $\text{Li}/\text{Na}$  atoms. However, in reality, for electrode materials, ion diffusion happens before the fully lithiated/sodiated state. It means the ionic conductivity of  $\text{M}_4\text{Si}_{24}$  ( $\text{M} = \text{Li}$  and  $\text{Na}$ ) with  $\text{Li}/\text{Na}$  vacancies could be considered in electrode material. To assess this case, 4  $\text{Li}/\text{Na}$  vacancies were created in a  $3 \times 1 \times 1$  supercell corresponding to  $\text{M}_{2.66}\text{Si}_{24}$  ( $\text{M} = \text{Li}$  and  $\text{Na}$ ), with a total of 80 atoms in the supercell. In these partially lithiated/sodiated states,  $\text{Li}/\text{Na}$  ions diffusion was observed at the temperature before melting, as shown in Fig. 5a and b. The one-dimensional  $\text{Li}^+/\text{Na}^+$  transport property was also confirmed by the simulated trajectories (Fig. 5a and b) and MSD (Fig. S4†). At high temperature, the diffusion effect becomes pronounced with the trajectory of the  $\text{Li}/\text{Na}$  ions distributing inside all the channels, indicating potentially high ionic conductivity. With an increase in the simulated temperature, the MSD of the  $\text{Si}$  ions also starts to increase with time (Fig. S5†), which signals the melting of the entire crystal. Based on our simulation results,  $\text{Li}_{2.66}\text{Si}_{24}$  and  $\text{Na}_{2.66}\text{Si}_{24}$  start to melt at temperatures above 1000 and 1500 K, respectively.

The diffusion coefficients of  $\text{Li}/\text{Na}$  ions can be deduced from the simulated MSD over time at different temperatures. The

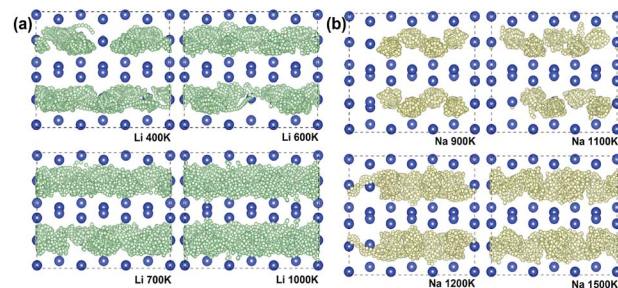


Fig. 5 Trajectories of (a)  $\text{Li}^+$  (small green bullets) at 400, 600, 700, and 1000 K and (b)  $\text{Na}^+$  (small yellow bullets) at 900, 1100, 1200, and 1500 K for 20 ps viewed from (001) plane.

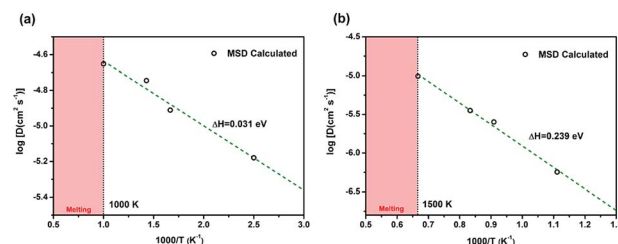


Fig. 6 The diffusion coefficients of (a)  $\text{Li}^+$  and (b)  $\text{Na}^+$ . The linear fitted results are shown by the green dashed line. The crystal structures begin melting at 1000 K for  $\text{Li}_{2.66}\text{Si}_{24}$  and 1500 K for  $\text{Na}_{2.66}\text{Si}_{24}$  (red areas).

convergence of the diffusion coefficients is achieved with approximately 20 ps of MD simulations because of the relatively fast  $\text{Li}^+/\text{Na}^+$  diffusion in this material (Fig. S6†). The diffusion coefficients are fitted through the Arrhenius equation at temperatures varying from 400 to 1000 K for  $\text{Li}$  and 900 to 1500 K for  $\text{Na}$ , respectively (Fig. 6), from which the migration enthalpies of 0.031 eV for  $\text{Li}^+$  and 0.239 eV for  $\text{Na}^+$  were derived. Using the Nernst–Einstein equation, we calculated the  $\text{Li}/\text{Na}$

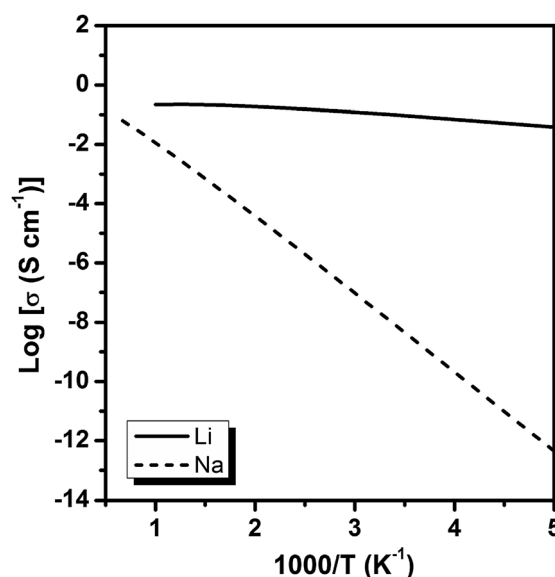


Fig. 7 The calculated  $\text{Li}^+$  and  $\text{Na}^+$  conductivity in  $\text{Li}_{2.66}\text{Si}_{24}$  and  $\text{Na}_{2.66}\text{Si}_{24}$ .



ions conductivity in  $\text{Li}_{2.66}\text{Si}_{24}$  and  $\text{Na}_{2.66}\text{Si}_{24}$  and plotted it in Fig. 7. The extrapolated  $\text{Li}^+$  and  $\text{Na}^+$  conductivities at 300 K are  $1.03 \times 10^{-1}$  and  $1.26 \times 10^{-8} \text{ S cm}^{-1}$ . Due to the very low activation enthalpy for  $\text{Li}^+$  migration in  $\text{Si}_{24}$ , the  $\text{Li}^+$  conductivity is quite high at room temperature. The fast  $\text{Li}^+$  migration path along the channels of  $\text{Si}_{24}$  makes it a superionic conductor at room temperature, which is favorable for use as an anode material for LIBs that can be charged and discharged at a very high rate. On the contrary, the  $\text{Na}^+$  conductivity changes a lot with temperature and exhibits high ionic conductivity at higher temperatures. The ionic conductivity of  $\text{Na}^+$  in  $\text{Si}_{24}$  is a little bit low at room temperature, although it can be a  $\text{Na}^+$  superionic conductor at high temperature. It is worth to note that  $\text{Si}_{24}$  with a preferential orientation along *b*-axis and/or *c*-axis could be used to decrease the  $\text{Na}^+$  diffusion distance and promote the rate performance of the electrode.

## Conclusions

$\text{Si}_{24}$  with an open-channel structure was thoroughly investigated by a first-principles method to evaluate its performance as an anode for LIBs and SIBs. Various properties of  $\text{Si}_{24}$ , including its phase stability, theoretical capacity, intercalation potentials, volume changes, electronic structures, and ionic transport property were calculated. Based on the calculation results, the advantages of  $\text{Si}_{24}$  as an anode material for lithium/sodium ion batteries are summarized as follows:

- (i)  $\text{Li}/\text{Na}$  can be stored in the channels of  $\text{Si}_{24}$  to form  $\text{Li}_4\text{Si}_{24}/\text{Na}_4\text{Si}_{24}$ , which is stable and energetically favorable.
- (ii) The theoretical capacity of  $\text{Si}_{24}$  is  $159 \text{ mA h g}^{-1}$ , and the average intercalation potentials of  $\text{Li}_x\text{Si}_{24}$  and  $\text{Na}_x\text{Si}_{24}$  are 0.17 V (vs. Li) and 0.34 V (vs. Na), respectively. The flat and low intercalation potentials can benefit its energy density.
- (iii)  $\text{Si}_{24}$  shows little volume change during  $\text{Li}/\text{Na}$  intercalation, which is favorable for cycling stability.
- (iv) The electronic conductivity of  $\text{Si}_{24}$  can be improved by  $\text{Li}/\text{Na}$  intercalation. This property can lead to a high-rate performance.
- (v) The ionic conductivity of  $\text{Li}_{2.66}\text{Si}_{24}$  is very high, reaching  $1.03 \times 10^{-1} \text{ S cm}^{-1}$  at 300 K, whereas the ionic conductivity of  $\text{Na}_{2.66}\text{Si}_{24}$  is a little bit low at room temperature. However, this difficulty can be overcome by using a nanoscale material or a material with a preferential orientation along the *b*-axis and/or *c*-axis.

Due to the advantages described above,  $\text{Si}_{24}$  has great capability for use as an anode material in both LIBs and SIBs. In addition,  $\text{M}_4\text{Si}_{24}$  ( $\text{M} = \text{Li}$  and  $\text{Na}$ ) can also be used as lithium or sodium-rich anode materials to reduce the cost of batteries.

## Conflicts of interest

The authors declare no competing financial interest.

## Acknowledgements

We acknowledge the support of the National Natural Science Foundation of China (Grant No. 51302259, 11774015 and

11704019), and the Youth Innovation Promotion Association of CAS. DYK acknowledges the support by NRF (NRF-2017R1D1A1B03031913). Prof. X. Lu thanks the funding supports for State Key Laboratory of Organic-Inorganic Composites (oic-201701011).

## Notes and references

- 1 J. B. Goodenough and Y. Kim, *Chem. Mater.*, 2010, **22**, 587.
- 2 M. Armand and J. M. Tarascon, *Nature*, 2008, **451**, 652.
- 3 M. D. Slater, D. Kim, E. Lee and C. S. Johnson, *Adv. Funct. Mater.*, 2013, **23**, 947.
- 4 H. Kim, H. Kim, Z. Ding, M. H. Lee, K. Lim, G. Yoon and K. Kang, *Adv. Energy Mater.*, 2016, **6**, 1600943.
- 5 Z. Jian, Y.-S. Hu, X. Ji and W. Chen, *Adv. Mater.*, 2017, **29**, 1601925.
- 6 J. V. Badding, *Annu. Rev. Mater. Sci.*, 1998, **28**, 631–658.
- 7 A. San-Miguel, *Chem. Soc. Rev.*, 2006, **35**, 876–889.
- 8 O. Garcia-Moreno, M. Alvarez-Vega, J. Garcia-Jaca, J. M. Gallardo-Amores, M. L. Sanjuan and U. Amador, *Chem. Mater.*, 2001, **13**, 1570–1576.
- 9 M. E. Arroyo-de Dompablo, J. M. Gallardo-Amores and U. Amador, *Electrochem. Solid-State Lett.*, 2005, **8**, A564–A569.
- 10 P. Piszora, W. Nowicki and J. Darul, *J. Mater. Chem.*, 2008, **18**, 2447–2452.
- 11 K. Yamaura, Q. Z. Huang, L. Q. Zhang, K. Takada, Y. Baba, T. Nagai, Y. Matsui, K. Kosuda and E. Takayama-Muromachi, *J. Am. Chem. Soc.*, 2006, **128**, 9448–9456.
- 12 L. Chen and F. Mizuno, *Chem. Mater.*, 2013, **25**, 3062–3071.
- 13 h. Zeng, Q. Zeng, N. Liu, A. R. Oganov, Q. Zeng, Y. Cui and W. L. Mao, *Adv. Energy Mater.*, 2015, **5**, 1500214.
- 14 M. E. Arroyo de Dompablo, J. M. Gallardo-Amores, U. Amador and E. Moran, *Electrochem. Commun.*, 2007, **9**, 1305–1310.
- 15 W. Yang, D. Y. Kim, L. Yang, N. Li, L. Tang, K. Amine and H.-K. Mao, *Adv. Sci.*, 2017, **4**, 1600453.
- 16 T. E. Ashton, J. V. Laveda, D. A. MacLaren, P. J. Baker, A. Porch, M. O. Jones and S. A. Corr, *J. Mater. Chem. A*, 2014, **2**, 6238.
- 17 L. G. Liu, *Geophys. Res. Lett.*, 1977, **4**, 183–186.
- 18 Y. He, Y. Sun, X. Lu, J. Gao, H. Li and H. Li, *Geophys. Res. Lett.*, 2016, **43**, 6228–6233.
- 19 O. O. Kurakevych, T. A. Strobel, D. Y. Kim, T. Muramatsu and V. V. Struzhkin, *Cryst. Growth Des.*, 2012, **13**, 303–307.
- 20 D. Y. Kim, S. Stefanoski, O. O. Kurakevych and T. A. Strobel, *Nat. Mater.*, 2015, **14**, 169–173.
- 21 U. Arrieta, N. A. Katcho, O. Arcelus and J. Carrasco, *Sci. Rep.*, 2017, **7**, 5350.
- 22 G. Kresse and J. Furthmüller, *Phys. Rev. B: Condens. Matter Mater. Phys.*, 1996, **54**, 11169–11186.
- 23 G. Kresse and J. Furthmüller, *Comput. Mater. Sci.*, 1996, **6**, 15–50.
- 24 P. E. Blochl, O. Jepsen and O. K. Andersen, *Phys. Rev. B: Condens. Matter Mater. Phys.*, 1994, **49**, 16223.
- 25 J. P. Perdew, K. Burke and M. Ernzerhof, *Phys. Rev. Lett.*, 1996, **77**, 3865.

- 26 G. Henkelman, B. P. Uberuaga and H. Jonsson, *J. Chem. Phys.*, 2000, **113**, 9901–9904.
- 27 J. Nose, *J. Chem. Phys.*, 1984, **81**, 511.
- 28 Y. Mo, S. P. Ong and G. Ceder, *Chem. Mater.*, 2012, **24**, 15.
- 29 X. Zhao, X. Zhang, D. Wu, H. Zhang, F. Ding and Z. Zhou, *J. Mater. Chem. A*, 2016, **4**, 16606–16611.
- 30 S. Wang, S. Li, Y. Sun, X. Feng and C. Chen, *Energy Environ. Sci.*, 2011, **4**, 2854–2857.
- 31 K. Nakahara, J. Iriyama, S. Iwasa, M. Suguro, M. Satoh and E. J. Cairns, *J. Power Sources*, 2007, **165**, 870–873.
- 32 H. Kim, J. E. Kwon, B. Lee, J. Hong, M. Lee, S. Y. Park and K. Kang, *Chem. Mater.*, 2015, **27**, 7258–7264.
- 33 Y. He, X. Yu, Y. Wang, H. Li and X. Huang, *Adv. Mater.*, 2011, **23**, 4938–4941.
- 34 Y. He, X. Yu, G. Li, R. Wang, H. Li, Y. Wang, H. Gao and X. Huang, *J. Power Sources*, 2012, **216**, 131–138.
- 35 Y. Sun, L. Zhao, H. Pan, X. Lu, L. Gu, Y.-S. Hu, H. Li, M. Armand, Y. Ikuhara, L. Chen and X. Huang, *Nat. Commun.*, 2013, **4**, 1870.
- 36 Y. Kim, Y. Park, A. Choi, N.-S. Choi, J. Kim, J. Lee, J. H. Ryu, S. M. Oh and K. T. Lee, *Adv. Mater.*, 2013, **25**, 3045.
- 37 J. W. Wang, X. H. Liu, S. X. Mao and J. Y. Huang, *Nano Lett.*, 2012, **12**, 5897.
- 38 J. Sun, H.-W. Lee, M. Pasta, H. Yuan, G. Zheng, Y. Sun, Y. Li and Y. Cui, *Nat. Nanotechnol.*, 2015, **10**, 980.